





STATEMENT OF APPROVED BUDGET, UTILIZATIONS, DISBURSEMENTS AND BALANCES
As of the Quarter Ending March 31, 2018

Department: State Universities and Colleges
Agency: NORTH LUZON PHILIPPINES STATE COLLEGE
Operating Unit:
Organization Code: 08 012 00 00000
Funding Source Code: 164

Particulars	UACS CODE	Approved Budget			Budget Utilization		Disbursements		Balances		
		Approved Budgeted Revenue	Adjustments (Additions, Reductions, Realignment)	Adjusted Budgeted Revenue	1st Quarter Ending March 31	Total	1st Quarter Ending March 31	Total	Unutilized Budget	Unpaid Utilizations (10-Due & Demandable/Accounts Payable)	Not Yet Due and Demandable
1	2	3	4	5=[3+(-)4]	6	10=(6+7+8+9)	11	15=(11+12+13+14)	16=(5-10)	17	18
I. Agency Approved Budget											
General Administration and Support											
General Administration and Superv	1 00 000000	9,291,079.24	-	9,291,079.24	768,076.48	768,076.48	758,376.48	758,376.48	8,523,002.76	-	9,700.00
General Management and Supervi	1 00 010000										
PS		190,000.00		190,000.00		-		-	190,000.00		
MOOE		2,651,547.01	-	2,651,547.01	645,300.54	645,300.54	635,600.54	635,600.54	2,006,246.47		9,700.00
CO		6,449,532.23	-	6,449,532.23	122,775.94	122,775.94	122,775.94	122,775.94	6,326,756.29		-
Support To Operations	2 00 000000	1,965,937.04	-	1,965,937.04	176,240.00	176,240.00	176,240.00	176,240.00	1,789,697.04	-	-
Auxiliary Services	2 00 010000										
MOOE		1,330,017.50	-	1,330,017.50		-		-	1,330,017.50		-
CO		635,919.54	-	635,919.54	176,240.00	176,240.00	176,240.00	176,240.00	459,679.54		-
Operations	3 00 000000										
MFO 1 - Higher Education Services	3 01 000000	11,810,523.85	-	11,810,523.85	710,338.00	710,338.00	710,338.00	710,338.00	11,100,185.85	-	-
Provision of Higher Education											
Services Including P5,272,000 for											
Scholarships of Poor and Deserving											
Students	3 01 010000										
MOOE		8,000,349.57	-	8,000,349.57	615,538.00	615,538.00	615,538.00	615,538.00	7,384,811.57		-
CO		3,810,174.28	-	3,810,174.28	94,800.00	94,800.00	94,800.00	94,800.00	3,715,374.28		-
MFO 3 - Research Services	3 03 000000	327,045.23	-	327,045.23	-	-	-	-	327,045.23	-	-
Conduct of Research Services	3 03 010000										
MOOE		302,386.48	-	302,386.48		-		-	302,386.48		-
CO		24,658.75	-	24,658.75		-		-	24,658.75		-
GRAND TOTAL		23,394,585.36	-	23,394,585.36	1,654,654.48	1,654,654.48	1,644,954.48	1,644,954.48	21,739,930.88	-	9,700.00
PS		190,000.00	-	190,000.00		-		-	190,000.00		
MOOE		12,284,300.56	-	12,284,300.56	1,260,838.54	1,260,838.54	1,251,138.54	1,251,138.54	11,023,462.02		9,700.00
CO		10,920,284.80	-	10,920,284.80	393,815.94	393,815.94	393,815.94	393,815.94	10,526,468.86		-
Recapitulation by MFO:											
MFO 1 - Higher Education Services		11,810,523.85	-	11,810,523.85	710,338.00	710,338.00	710,338.00	710,338.00	11,100,185.85		-
MFO 3 - Research Services		327,045.23	-	327,045.23		-		-	327,045.23		-
MFO 4 - Extension Services			-			-		-			-
Certified Correct:	Certified Correct:	Recommending Approval:		Approved by:							
 EDEN C. CORTEZ Budget Officer	 KRIZANNE I. LANUZA, CPA Accountant	 KRIZANNE I. LANUZA, CPA Director, FMS		 ELIZABETH M. GACUSANA, Ed.D. Agency Head							