

QUARTERLY PHYSICAL REPORT OF OPERATION
As of Quarter Ending September 30, 2014

Department: State Universities and Colleges
Agency: NORTH LUZON PHILIPPINES STATE COLLEGE
Operating Unit:
Organization Code (UACS): 08 01200 00000


Particulars	UACS CODE	Physical Targets					Physical Accomplishments					Variance	Remarks
		1st Quarter	2nd Quarter	3rd Quarter	4th Quarter	Total	1st Quarter	2nd Quarter	3rd Quarter	4th Quarter	Total		
1	2	3	4	5	6	7=(3+4+5+6)	8	9	10	11	12=(8+9+10+11)	13	14
Part A													
I. Operations	300000000												
MFO 1 - Higher Education Services	301000000												
Total number of graduates		504	7	-	9	520	505	11	-		516	(4)	
Percentage of total graduates that are in priority courses		329/504=65%	6/7=85.71%	-	8/9=88.89%	343/520=65%	200/505=39.6%	11/7=157.14%	-		211/512=41.21%	-23.79%	
Average passing percentage of licensure exams by the SUC graduates/national average percentage of passing across all discipline covered by the SUC		-	190%	-	-	190%	100%	100%	-		200%	10%	
Percentage of programs accredited at Level 1, Level 2, Level 3 & Level 4		-	-	100%	-	100%	-	-	-		-	-100%	
Percentage of graduates who finished academic programs according to the prescribed time frame		329/522=63%	-	-	-	63%	343/505=67.92%	-	-		67.92%	4.92%	
MFO 2 - Advanced Higher Education	302000000	n/a	n/a	n/a	n/a	n/a	n/a	n/a	n/a	n/a	n/a		
Total number of graduates													
Percentage of graduates engaged in employment within 6 months after graduation													
Percentage of graduates who rate timeliness of education delivery/supervision as good or better													
MFO 3 - Research Services	303000000												
Number of research studies completed		3	4	7	6	20	3	4	3		10	(10)	

QUARTERLY PHYSICAL REPORT OF OPERATION
As of Quarter Ending September 30, 2014


Department: State Universities and Colleges
Agency: NORTH LUZON PHILIPPINES STATE COLLEGE
Operating Unit:
Organization Code (UACS): 08 01200-00000

Particulars	UACS CODE	Physical Targets					Physical Accomplishments					Variance	Remarks
		1st Quarter	2nd Quarter	3rd Quarter	4th Quarter	Total	1st Quarter	2nd Quarter	3rd Quarter	4th Quarter	Total		
1	2	3	4	5	6	7=(3+4+5+6)	8	9	10	11	(8+9+10+11)	13	14
Number of research projects completed in the last 3 years		2	3	5	4	14	3	4	3		10	(4)	
Percentage of research outputs presented in local, regional, national or international fora		1/3=33.33%	1/4=25%	14/7=200%	1/6=16.7%	85%	2/3=66.67%	3/4=75%	0/3		5/10=50%	-35%	
Percentage of research completed within the original project timeframe		1/3=33.33%	3/4=75%	4/7=57.14%	3/6=50%	55%	2/3=66.67%	3/4=75%	3/3=100%		8/10=80%	25%	
Part B													
Major Programs/Projects													
KRA No. 2 - Poverty reduction and empowerment of the poor and vulnerable.			85			85		85			85		


Prepared by:


RODOLFO C. MORENO
Planning Officer

In Coordination with:


EDEN C. CORTEZ
Budget Officer

Approved by:


ELIZABETH M. GACUSANA, Ed.D.
Head of Agency